

2

In the town centre



Talk about it

- Is there a town centre near you?
- What do you like to do if you visit the shops?
- When do you use money?
- Have you spent any money today?
- Why is money important?

I often spend a day in the town centre. Sometimes I go by bus and sometimes I go by car. There's a lot to do. Looking at the shops, buying things, having something to eat or going to the cinema. There's a swimming pool too.

Of course you need money for most of these things, so it's good to know about all the coins and notes you can use.

These are the skills you will practise in this unit.

Which are the most useful for you? Tick the boxes.

- Recognising coins
- Recognising notes
- Using coins
- Using notes
- Comparing size

Skill code

- MSS1/E1.1
- MSS1/E1.1
- MSS1/E1.1
- MSS1/E1.1
- MSS1/E1.3

Which is which?

I'm sorting out some money, ready to go to town.



Can you tell which **coin** is which? Talk about coins in your group. Look at both sides of some coins. Look at the edges of the coins too. What do you see?

Have you noticed that the 1p and 2p **bronze** coins are **thinner** than the £1 and £2 coins?

Have you noticed that the £1 and £2 coins have writing round the edge as well as on the faces of the coins?

Have you noticed that the £1 coin is **thicker** than the £2 coin?

Lift the coins one by one and feel their **weight** in your hand. What do you notice? Compare the **sizes** and **values** of the coins below.

| | | | | |
|--------------|---|---|--|---|
| heads |  |  |  |  |
| tails |  |  |  |  |
| | One penny = 1p | Two pence = 2p | One pound = £1 | Two pounds = £2 |

Have you noticed that, although the 2p coin is **larger** than the £1 coin, the £1 coin **weighs more** and is **worth more**?

Have you noticed that the 2p coin is both **larger** and **heavier** than the 1p coin?

Have you noticed that the £2 coin is both **larger** and **heavier** than the £1 coin?



Activity 1

1 Draw a ring round the *smaller* coin.



2 Draw a ring round the *larger* coin.



3 Draw a ring round the *larger* coin.



4 Draw a ring round the *thinner* coin.



5 Draw a ring round the *most valuable* coin.



Heads or tails?

Have you ever flipped a coin and called 'heads or tails'?
Have you heard 'heads or tails' used at the beginning of a match?
Heads I go to town today. Tails I wait until tomorrow!

Here are all my 1p and 2p coins. Some are heads up and some are tails up.



Activity 2

With another person, use some of your own coins to match the 1p and 2p coins above. Put your coins on top of the pictures. Make sure they are the same side up. Heads or tails!

Activity 3

- 1 How many 1p coins are heads up?
 Cross them off (or take them off) as you count.
- 2 How many 2p coins are tails up?
- 3 How many 1p coins are tails up?
- 4 How many 2p coins are heads up?
- 5 How many 1p coins are there altogether?
- 6 How many 2p coins are there altogether?



Remember

- All British coins have the Queen's head on one side (**heads**) and the value of the coin on the other side (**tails**).
- A one-penny (1p) coin is **smaller** than a two-pence (2p) coin.
- A one-pound (£1) coin is **smaller** than a two-pound (£2) coin.

Sorting the silver

I have some silver coins too. I will need some of them for my bus fare into town.



Some coins are round and some have several sides. Look at some silver coins in your group.



Five pence = 5p



Ten pence = 10p



Twenty pence = 20p



Fifty pence = 50p

Which coins are round and which have several sides?

Check how many sides the 20p and 50p coins have.

You could draw round the coins and number the sides 1, 2, 3, etc. to check.



Activity 4

With another person or as a group, describe each of the silver coins. Then record the words below.

Choose one of the words from the box to complete the statements correctly each time. You can use the words more than once and some you may not use at all.

six higher lower seven larger eight smaller value round

e.g. A 50p coin is **larger** than a 20p coin.

1 A 5p coin is than a 10p coin.

2 A 20p coin has sides.

3 A 10p coin is

4 A 50p coin has sides.

5 A 50p coin has a value than a 10p coin.

6 A 5p coin has a value than a 20p coin.

Activity 5

Here are all my silver coins. Look at both heads and tails.



Draw lines to connect the matching head and tail for each of the different coins.


Activity 6


Write the missing number in these sentences.

e.g. A fifty pence coin is worth **50** p.

1  This coin is worth p. 2  This coin is worth p.

3 A ten pence coin is worth p. 4 A twenty pence coin is worth p.

5  This coin is worth p. 6 A five pence coin is worth p.

7  This coin is worth p.

Remember

- The **five pence** (5p) and **ten pence** (10p) silver coins are **round**.
- The 5p coin is **smaller** than the 10p coin. The 10p coin is **larger** than the 5p coin.
- The **twenty pence** (20p) and **fifty pence** (50p) silver coins have **7 sides**.
- The 20p coin is **smaller** than the 50p coin. The 50p coin is **larger** than the 20p coin.

Review

Do you need more practice in recognising coins?

Yes No

For more work on this, go to H1 and H2 (page 14) or E1 and E2 (page 16).

This work links to mini-projects M1 and M2 (page 17).

Taking notes



Next time I go to town, I'm going to buy some CD gift vouchers for my cousin's birthday.

When do you use notes to pay? Talk about it in your group.

Look at some notes. Look at the colours and pictures. Look at both sides of the notes.

How can you tell which is which?



Activity 7



Five pounds = £5



Ten pounds = £10



Twenty pounds = £20

Look at the **sizes** of the notes as well as the colours. Which is biggest? Which is smallest?

- 1 I want to get a £5 gift voucher. Put a **1** next to the £5 note.
- 2 I want to get a £10 gift voucher. Put a **2** next to the £10 note.

Remember

- **Five pounds (£5)** is the smallest note in size and value. It is printed in shades of green.
- **Ten pounds (£10)** is the next in size and value. It is printed in shades of brown.
- **Twenty pounds (£20)** is the largest in size and value. It is printed in shades of purple.

Review

Do you need more practice in recognising notes?

Yes No

For more work on this, go to H3 (page 15).

Bus fares

Activity 8

My bus fare to town is 65p.

1 For my bus fare I need one 50p, one 10p and one 5p coin.

Draw a circle round the coins I need.



2 Have I got enough to pay for my friend too?

To check, cross out another 50p, 10p and 5p coins from the coins above.

Activity 9

Sometimes I pay my bus fare to town with a £1 coin. Then I get some change.


1 Sometimes I get one 5p, one 10p and one 20p.

Circle these coins from the selection below.



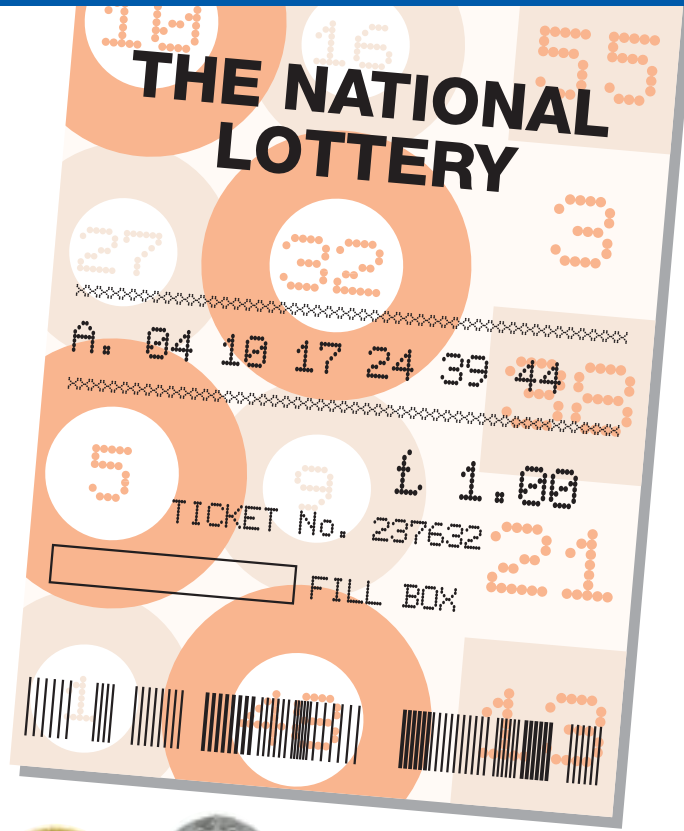
2 Sometimes my change is three 10ps, two 2ps and one 1p.

Cross out these coins below.




It's a lottery

Today I'm going to buy a Lotto ticket in town.
 I'll ask for a 'Lucky Dip'.
 Do you ever buy a Lotto ticket?
 Have you ever won any money? I won £10 last week.



Activity 10

1 I need a £1 coin for a lottery ticket.
 Cross out all the £1 coins below.



2 How many £1 coins did you find. Count your crosses.

3 I like to use the coffee machine at the bus station.

It takes 50p coins. Cross out all the 50p coins below.



4 How many 50p coins did you find? Count the crosses.

Sweet slots

There is a vending machine for sweets in the bus station.



Activity 11

Work in your group. Make sure you have plenty of coins. Take turns to select the correct coins for the sweet-vending machine. Record the correct coins by drawing round them and writing on the value.

e.g.

Fruit and nut chocolate 40p
Select two 20p coins.



- | | | | |
|---|-----------------|-----|---|
| 1 | Chewing gum | 50p | Select one 50p coin. |
| 2 | Plain chocolate | 40p | Select four 10p coins. |
| 3 | Milk chocolate | 40p | Select one 20p and two 10p coins. |
| 4 | Big mints | 75p | Select 50p, 20p and a 5p coin. |
| 5 | Chewing gum | 50p | Select two 20p and one 10p coins. |
| 6 | Big mints | 75p | Select three 20p, one 10p and one 5p coins. |

Time for lunch?

Here's the Shopping Centre Cafe where I like to have a snack on a sunny day. Let's have a look at today's menu.



| | |
|----------------------------------|-----|
| Pizza | |
| cheese and tomato | £1 |
| cheese and ham | £2 |
| pepperoni | £2 |
| Burger in a bun | £1 |
| Chips | 50p |
| Coffee, tea, cola, orange | £1 |



Activity 12

Work with another person. Use some coins.

Choose an item for lunch and practise selecting the correct coins to pay for it.

Lunch Coins


Lunch Coins

Lunch Coins

Lunch Coins

Show your answers to your teacher.

Activity 13

My favourite snack is a pepperoni pizza and a cola. I need one  and

one  to pay for it.

- Ring an item on the menu that you might like for lunch.
 - Now ring the correct coins to pay for the item from the selection below.
- Put a cross on two more items from the menu.
 - Put a cross on the coins to pay the correct amount for the extra two items.



Review

Do you need more practice in recognising coins?

Yes No

For more work on this, go to H1 and H2 (page 14) or E1 (page 16).

This work links to mini-projects M1 and M2 (page 17).

At the cinema

*I'm going to the cinema as a birthday celebration with my cousin.
Let's see what notes and coins I will need.*

Do you ever go to the cinema?
How much does it cost?

Talk about it in your group.

Have a look now at the notes and coins you might need.

| COMING SOON... | |
|--------------------------|-----|
| Harry Potter Première | £20 |
| James Bond 007 | £5 |
| The Guru | £10 |



Activity 14

- Put a 1 on the correct note for *Harry Potter*.
- Put a 2 on the correct note for *The Guru*.
- Put a 3 on the correct note for *James Bond 007*.
- Put a 4 on the correct coin for a souvenir programme.
- Put a 5 on the correct coin for popcorn.

Late home

If I am out late I sometimes take a taxi home. That means that I need some money for the taxi fare. Do you ever go by taxi?



Activity 15

I need some money for taxi fares.

1 I need a £5 note.
Have I chosen correctly?



2 I need two £2 coins. Have I chosen correctly?



3 I need four £1 coins. Have I chosen correctly?



4 I need one £2 coin and three £1 coins.
Have I chosen correctly?



5 I need five £1 coins. Have I chosen correctly?



Review

Do you need more practice in recognizing coins?

Yes No

For more work on this, go to H1, H2, H3 and H4 (pages 14–15) or Activities E1, E2 and E3 (page 16).

This work links to mini-projects M1 and M2 (page 17).

Help

Activity H1

The machines in the town amusement arcade take different coins.



1 Ring the 10p coin.



2 Ring the 1p coin.



3 Ring the 50p coin.



4 Ring the 2p coin.



5 Ring the £1 coin.



6 Ring the 20p coin.



Activity H2

I want to make a telephone call from a town-centre call box.

- I need 10p for a short local call.
Put a 1 on all the 10p coins.
- I need 20p for a longer local call.
Put a 2 on all the 20p coins.
- Choose a 50p for a very long local call.
Put a 3 on all the 50p coins.





Activity H3

Coins and notes can be used to pay for parking in the multi-storey car park in town.

The pay machine at the car park takes coins and notes. It costs £1 for each hour of parking.

Draw a line from each question to the payment due.

- 1 I need one £1 coin to pay for one hour.
- 2 I need one £2 coin to pay for two hours.
- 3 I need a £5 note to pay for five hours.



Activity H4

I am at the swimming pool. Have I got the right money to do the things I want to do?

- 1 I need a £1 coin for a swim. Circle the £1 coin.



- 2 I need a 50p coin for a locker. Circle the 50p coin.



- 3 I need two 20p coins for a bar of chocolate. Ring two 20p coins.



- 4 I need a £2 coin, a 10p coin and a 5p coin to buy some goggles. Ring the correct coins.





Extension



Activity E1

In your group, look at all the coins and notes you have been using. Arrange them in order of value starting with 1p, 2p, and so on, up to £20. Record your list.

1p, 2p, £20.



Activity E2

Draw a line to join each coin or note to its value.

2p £2 1p 20p £5 5p £10 50p £20 £1

10p

£20 £10



Activity E3

Use this menu to choose a snack. Work with another person if you like.

Write down the snack you choose.

Draw the coins you will need.

Menu

| | | |
|---|---------------|-----------------|
| 1 | Chicken salad | £1 + 50p |
| 2 | Ham salad | £1 + 50p |
| 3 | Prawn salad | £2 |
| 4 | Sandwiches | £1 + 20p |
| 5 | Pork pie | £1 + 10p |
| 6 | Drinks | 50p + 20p + 10p |

| My snack | Coins |
|----------|-------|
| | |
| | |



Mini-projects



Activity M1

Here are the coins and notes we use.



Choose one coin and one note and write down three things you notice about each one.

For example, here is what I notice about a 10p coin.

- a A 10p coin is round.
- b A 10p coin is silver.
- c A 10p coin is larger than a 5p coin.

1 Here is what I notice about a coin.

- a
- b
- c

2 Here is what I notice about a note.

- a
- b
- c

If you have time, you can write about more coins and notes.



Activity M2

Make a note of things you spend money on this week. Record the coins and notes you use in a table like this.

| Money spent on | Coins and notes used |
|----------------|----------------------|
| Magazine | 20p, 20p, 5p |
| Bus pass | £10 note, £2 coin |
| | |
| | |




Check it



Activity C1

Tick the box to say if the coin is heads up or tails up.



Activity C2

Draw lines to link each coin with its value.



20p

5p



£1

1p

£2



Activity C3

Choose the correct coin or note and draw a circle round it.





Activity C4

How many are there of each coin?



Draw a line through each coin as you find it to help you count them.

- 1 There are**3**..... 1p coins.
- 2 There are 2p coins.
- 3 There are 5p coins.
- 4 There are 10p coins.
- 5 There are 20p coins.

How am I doing?

Look back at the skills listed on page 1.

Now complete the sentences below.

I am confident with

.....
.....

I need more practice with

.....

Date



Answers

Activity 1

- 1 Circle 1p coin.
- 2 Circle 2p coin.
- 3 Circle £2 coin.
- 4 Circle £2 coin.
- 5 Circle £2 coin.

Activity 2

Check with your teacher.


Activity 3

- | | | | | | |
|---|---|---|---|---|---|
| 1 | 2 | 2 | 3 | 3 | 4 |
| 4 | 1 | 5 | 6 | 6 | 4 |

Activity 4

- 1 A 5p coin is **smaller** than a 10p coin.
- 2 A 20p coin has **seven** sides.
- 3 A 10p coin is **round**.
- 4 A 50p coin has **seven** sides.
- 5 A 50p coin has a **higher** value than a 10p coin.
- 6 A 5p coin has a **lower** value than a 20p coin.

Activity 5



Activity 6

- 1 This coin is worth 5p.
- 2 This coin is worth 20p.
- 3 A ten pence coin is worth 10p.
- 4 A twenty pence coin is worth 20p.
- 5 This coin is worth 10p.
- 6 A five pence coin is worth 5p.
- 7 This coin is worth 50p.

Activity 7



Activity 8

- 1 50p, 10p, 5p circled.
- 2 Yes. 50p, 10p, 5p crossed out.

Activity 9



Activity 10

- 1 £1 coins crossed out.
- 2 6 £1 coins.
- 3 50p coins crossed out.
- 4 5 50p coins.

Activity 11



Activity 12, 13

Check with your teacher.

Activity 14





Activity 15

1 No 2 Yes 3 No 4 No, but there is enough for the fare. Change = £1. 5 No

Help

Activity H1

- | | |
|--------------------|--------------------|
| 1 Circle 10p coin. | 4 Circle 2p coin. |
| 2 Circle 1p coin. | 5 Circle £1 coin. |
| 3 Circle 50p coin. | 6 Circle 20p coin. |

Activity H2



Activity H3



Activity H4


- | | |
|--------------------|--------------------------------|
| 1 Circle £1 coin. | 3 Circle 20p coins. |
| 2 Circle 50p coin. | 4 Circle £2, 10p and 5p coins. |

Extension

Activity E1

1p, 2p, 5p, 10p, 20p, 50p, £1, £2, £5, £10, £20.

Activity E2



Activity E3

Check with your teacher.

Mini-projects

M1, M2

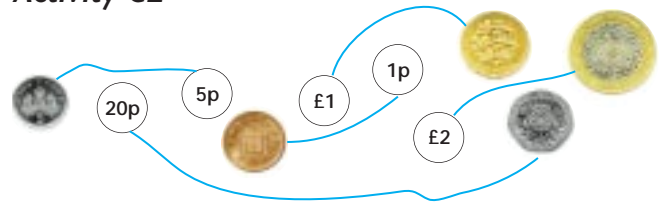
Check with your teacher.

Check it

Activity C1

1 tails 2 heads 3 tails

Activity C2



Activity C3



Activity C4

- 2 4 2p coins
- 3 6 5p coins
- 4 4 10p coins
- 5 3 20p coins